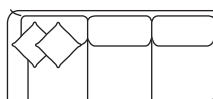
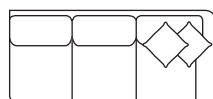


CUSTOM CHOICES ALL FABRIC / STANDARD DEPTH SECTIONAL / STRAIGHT CUSHION

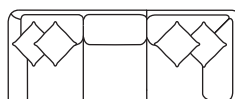
STEP 1 SELECT YOUR PIECE



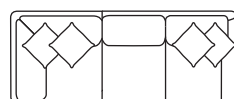
K1 LEFT ARM SOFA



K2 RIGHT ARM SOFA



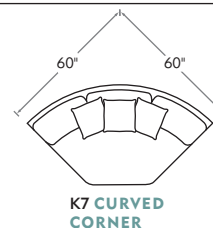
K11 LEFT SOFA RETURN



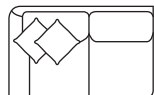
K12 RIGHT SOFA RETURN



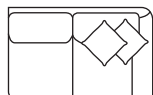
K8 SQUARE CORNER



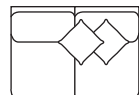
K7 CURVED CORNER



K3 LEFT ARM LOVESEAT



K4 RIGHT ARM LOVESEAT



K10 ARMLESS LOVESEAT



K13 LEFT ARM CHAIR



K14 RIGHT ARM CHAIR



K9 ARMLESS CHAIR



K5 LEFT ARM CHAISE



K6 RIGHT ARM CHAISE

Throw pillows:

K1, K2, K3, K4, K5, K6, K10, K13, K14 standard with 2-19"

K11 and K12 standard with 4-19", K7 standard with 3-19". K8 standard with 1-19"

STEP 2 SELECT YOUR ARM (Will determine dimensions)

		Length	Depth	Height	Arm Height	Seat Height	Seat Depth	Between Arms
	K1 or K2 Sofa	82"	38"	38"	26"	20"	21"	72"
	K11 or K12 Sofa Return	98"	38"	38"	26"	20"	21"	69"
	K3 or K4 Loveseat	58"	38"	38"	26"	20"	21"	48"
	K10 Armless Loveseat	48"	38"	38"		20"	21"	
	K5 or K6 Chaise	34"	60"	38"	26"	20"	43"	24"
	K7 Curved Corner	78"	38"	38"		20"	21"	
	K8 Square Corner	40"	38"	38"		20"	21"	
	K13 or K14 Chair	34"	38"	38"	26"	20"	21"	24"
	K9 Armless Chair	24"	38"	38"		20"	21"	
	K1 or K2 Sofa	82"	38"	38"	26"	20"	21"	72"
	K11 or K12 Sofa Return	98"	38"	38"	26"	20"	21"	69"
	K3 or K4 Loveseat	58"	38"	38"	26"	20"	21"	48"
	K10 Armless Loveseat	48"	38"	38"		20"	21"	
	K5 or K6 Chaise	34"	60"	38"	26"	20"	43"	24"
	K7 Curved Corner	78"	38"	38"		20"	21"	
	K8 Square Corner	40"	38"	38"		20"	21"	
	K13 or K14 Chair	34"	38"	38"	26"	20"	21"	24"
	K9 Armless Chair	24"	38"	38"		20"	21"	
	K1 or K2 Sofa	82"	38"	38"	26"	20"	21"	72"
	K11 or K12 Sofa Return	98"	38"	38"	26"	20"	21"	69"
	K3 or K4 Loveseat	58"	38"	38"	26"	20"	21"	48"
	K10 Armless Loveseat	48"	38"	38"		20"	21"	
	K5 or K6 Chaise	34"	60"	38"	26"	20"	43"	24"
	K7 Curved Corner	78"	38"	38"		20"	21"	
	K8 Square Corner	40"	38"	38"		20"	21"	
	K13 or K14 Chair	34"	38"	38"	26"	20"	21"	24"
	K9 Armless Chair	24"	38"	38"		20"	21"	
	K1 or K2 Sofa	77"	38"	38"	26"	20"	21"	72"
	K11 or K12 Sofa Return	94"	38"	38"	26"	20"	21"	69"
	K3 or K4 Loveseat	53"	38"	38"	26"	20"	21"	48"
	K10 Armless Loveseat	48"	38"	38"		20"	21"	
	K5 or K6 Chaise	30"	60"	38"	26"	20"	43"	24"
	K7 Curved Corner	78"	38"	38"		20"	21"	
	K8 Square Corner	40"	38"	38"		20"	21"	
	K13 or K14 Chair	30"	38"	38"	26"	20"	21"	24"
	K9 Armless Chair	24"	38"	38"		20"	21"	
	K1 or K2 Sofa	80"	38"	38"	26"	20"	21"	72"
	K11 or K12 Sofa Return	96"	38"	38"	26"	20"	21"	69"
	K3 or K4 Loveseat	56"	38"	38"	26"	20"	21"	48"
	K10 Armless Loveseat	48"	38"	38"		20"	21"	
	K5 or K6 Chaise	32"	60"	38"	26"	20"	43"	24"
	K7 Curved Corner	78"	38"	38"		20"	21"	
	K8 Square Corner	40"	38"	38"		20"	21"	
	K13 or K14 Chair	32"	38"	38"	26"	20"	21"	24"
	K9 Armless Chair	24"	38"	38"		20"	21"	
	K1 or K2 Sofa	80"	38"	38"	26"	20"	21"	72"
	K11 or K12 Sofa Return	96"	38"	38"	26"	20"	21"	69"
	K3 or K4 Loveseat	56"	38"	38"	26"	20"	21"	48"
	K10 Armless Loveseat	48"	38"	38"		20"	21"	
	K5 or K6 Chaise	32"	60"	38"	26"	20"	43"	24"
	K7 Curved Corner	78"	38"	38"		20"	21"	
	K8 Square Corner	40"	38"	38"		20"	21"	
	K13 or K14 Chair	32"	38"	38"	26"	20"	21"	24"
	K9 Armless Chair	24"	38"	38"		20"	21"	


STEP 3 SELECT YOUR BACK



K=Loose Knife

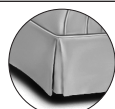


B=Loose Boxed



X=Loose Bedpillow

STEP 4 SELECT YOUR BASE




1=Dressmaker Skirt



2=Waterfall Skirt




3=Upholstered w/ Band



4=Turned Leg



5=Bun Foot



6=Tapered Leg