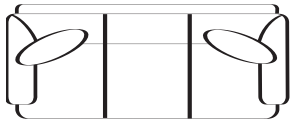


CUSTOM DESIGN YOUR OWN FURNITURE

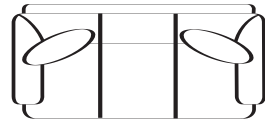
Design your own furniture by selecting a model, arm, back and bottom. Wrap it in your fabric of choice to create a one-of-a-kind piece that fits your exact style.

STANDARD DEPTH FURNITURE CUSTOM DESIGN ORDERING INFORMATION

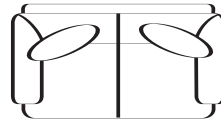
STEP 1 Model Choices



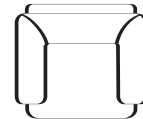
S1 SOFA
COM Yardage: 22



S5 SHORT SOFA
COM Yardage: 21



S2 LOVESEAT
COM Yardage: 18








S3 CHAIR
COM Yardage: 12



S4 STORAGE OTTOMAN
COM Yardage: 07

Sofas and Loveseats are standard with 2-19" pillows

STEP 2 Arm Choices (Arm choice will determine dimensions)

		Length	Depth	Height	Arm Height	Seat Height	Seat Depth	Between Arms
 S = Sock Arm	S1 Sofa	90"	38"	38"	27"	20"	21"	72"
	S5 Short Sofa	84"	38"	38"	27"	20"	21"	66"
	S2 Loveseat	66"	38"	38"	27"	20"	21"	48"
	S3 Chair	40"	38"	38"	27"	20"	21"	22"
	S4 Storage Ottoman	28"	22"			19"		
 R = Rolled Arm	S1 Sofa	90"	38"	38"	27"	20"	21"	72"
	S5 Short Sofa	84"	38"	38"	27"	20"	21"	66"
	S2 Loveseat	66"	38"	38"	27"	20"	21"	48"
	S3 Chair	40"	38"	38"	27"	20"	21"	22"
	S4 Storage Ottoman	28"	22"			19"		
 P = Pleated Arm	S1 Sofa	90"	38"	38"	27"	20"	21"	72"
	S5 Short Sofa	84"	38"	38"	27"	20"	21"	66"
	S2 Loveseat	66"	38"	38"	27"	20"	21"	48"
	S3 Chair	40"	38"	38"	27"	20"	21"	22"
	S4 Storage Ottoman	28"	22"			19"		
 E = English Arm	S1 Sofa	87"	38"	38"	25"	20"	21"	72"
	S5 Short Sofa	81"	38"	38"	25"	20"	21"	66"
	S2 Loveseat	63"	38"	38"	25"	20"	21"	48"
	S3 Chair	37"	38"	38"	25"	20"	21"	22"
	S4 Storage Ottoman	28"	22"			19"		
 T = Track Arm	S1 Sofa	82"	38"	38"	25"	20"	21"	72"
	S5 Short Sofa	76"	38"	38"	25"	20"	21"	66"
	S2 Loveseat	58"	38"	38"	25"	20"	21"	48"
	S3 Chair	32"	38"	38"	25"	20"	21"	22"
	S4 Storage Ottoman	28"	22"			19"		

STEP 3 Back Choices



K = Loose Knife



B = Loose Boxed



X = Loose Bedpillow



Y = Semi-Attached Knife



Z = Semi-Attached Boxed

STEP 4 Base Choices




1 = Dressmaker Skirt



2 = Waterfall Skirt



3 = Upholstered w/Band



4 = Turned Wood Foot



5 = Bun Wood Foot



6 = Tapered Wood Foot