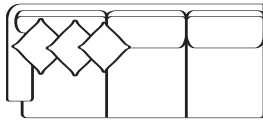
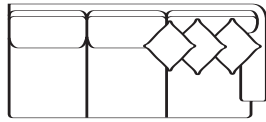


DEEP SEATED SECTIONAL CUSTOM DESIGN ORDERING INFORMATION

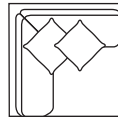
STEP 1 Model Choices



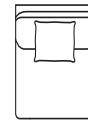
Q1 LEFT ARM SOFA
Standard with 2 - 22" pillows
and 1-19" pillow
COM Yardage: 21




Q2 RIGHT ARM SOFA
Standard with 2 - 22" pillows
and 1-19" pillow
COM Yardage: 21



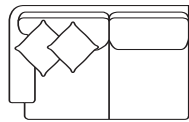
Q8 SQUARE CORNER
Standard with 1 - 22" pillow
and 1-19" pillow
COM Yardage: 13



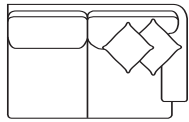
Q9 ARMLESS SEAT
Standard with 1-19" pillow
COM Yardage: 11



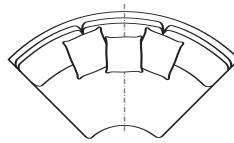
Q5 LEFT ARM CHAISE
Standard with 1-22" pillow
and 1-19" pillow
COM Yardage: 18



Q3 LEFT ARM LOVESEAT
Standard with 1-22" pillow
and 1-19" pillow
COM Yardage: 18



Q4 RIGHT ARM LOVESEAT
Standard with 1-22" pillow
and 1-19" pillow
COM Yardage: 18



Q7 CURVED CORNER
Standard with 2-19" pillows
and 1-22" pillow
COM Yardage: 17

Q6 RIGHT ARM CHAISE
Standard with 1-22" pillow
and 1-19" pillow
COM Yardage: 18

STEP 2 Arm Choices (Arm choice will determine dimensions)

		Length	Depth	Height	Arm Height	Seat Height	Seat Depth	Between Arms
S = Sock Arm	Q1 or Q2 Sofa	87"	45"	40"	27"	20"	27"	74"
	Q3 or Q4 Loveseat	62"	45"	40"	27"	20"	27"	49"
	Q5 or Q6 Chaise	37"	67"	40"	27"	20"	49"	25"
	Q7 Curved Corner	82"	45"	40"		20"	27"	
	Q8 Square Corner	45"	45"	40"		20"	27"	
R = Rolled Arm	Q9 Armless Seat	25"	45"	40"		20"	27"	
	Q1 or Q2 Sofa	87"	45"	40"	27"	20"	27"	74"
	Q3 or Q4 Loveseat	62"	45"	40"	27"	20"	27"	49"
	Q5 or Q6 Chaise	37"	67"	40"	27"	20"	49"	25"
	Q7 Curved Corner	82"	45"	40"		20"	27"	
P = Pleated Arm	Q8 Square Corner	45"	45"	40"		20"	27"	
	Q9 Armless Seat	25"	45"	40"		20"	27"	
	Q1 or Q2 Sofa	87"	45"	40"	27"	20"	27"	74"
	Q3 or Q4 Loveseat	62"	45"	40"	27"	20"	27"	49"
	Q5 or Q6 Chaise	37"	67"	40"	27"	20"	49"	25"
E = English Arm	Q7 Curved Corner	82"	45"	40"		20"	27"	
	Q8 Square Corner	45"	45"	40"		20"	27"	
	Q9 Armless Seat	25"	45"	40"		20"	27"	
	Q1 or Q2 Sofa	84"	45"	40"	25"	20"	27"	74"
	Q3 or Q4 Loveseat	59"	45"	40"	25"	20"	27"	49"
T = Track Arm	Q5 or Q6 Chaise	35"	67"	40"	25"	20"	49"	25"
	Q7 Curved Corner	82"	45"	40"		20"	27"	
	Q8 Square Corner	45"	45"	40"		20"	27"	
	Q9 Armless Seat	25"	45"	40"		20"	27"	
	Q1 or Q2 Sofa	81"	45"	40"	25"	20"	27"	74"

STEP 3 Back Choices



K = Loose Knife



B = Loose Boxed



X = Loose Bedpillow

STEP 4 Base Choices



1 = Dressmaker Skirt



2 = Waterfall Skirt



3 = Upholstered w/Band



4 = Turned Wood Foot



5 = Bun Wood Foot



6 = Tapered Wood Foot